FM® SYSTEME

UND VERBINDERSYSTEME

DAS SYSTEM FÜR IHRE LOGISTIK-PROZESSE

ECO-PIPE AND JOINT-SYSTEMS
FOR TOTAL LOGISTIC SYSTEMS

ECO-MECANO
SYSTEM MODULAIRE DE LOGISTIQUE
POUR PROCESSUS D´OPTIMISATION CONTINUE

ECO-ROHR

easy & quick

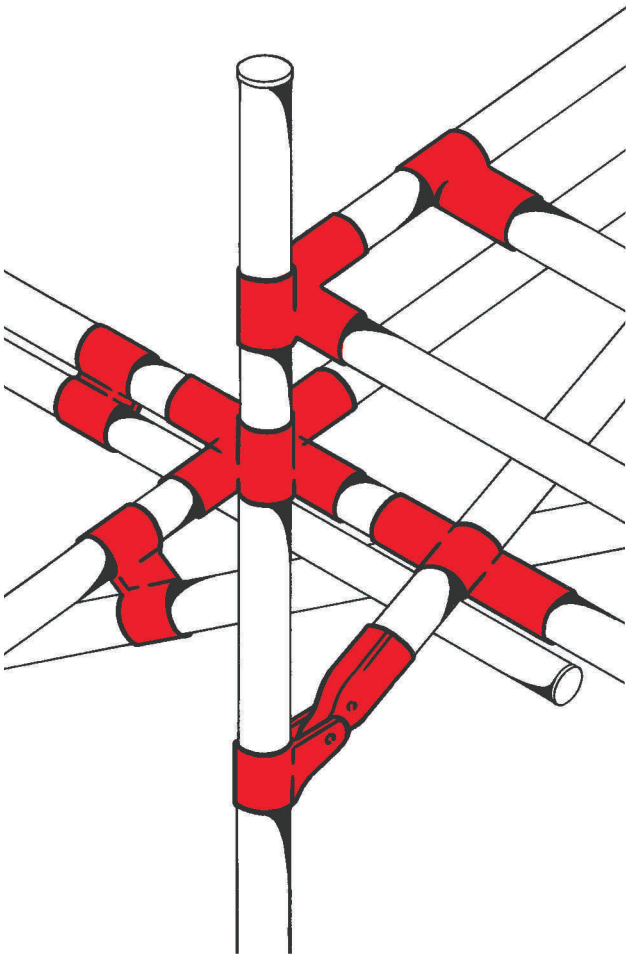

easy & quick ...

INHALT· DIRECTORY · SOMMAIRE

			Seite Page Page
Systembeschreibung	System description	Principe de base	1.04
ECO-Rohr	ECO Pipe System	Système ECO-mecano	2.01
Metall-Verbinder	Metal joints	Kits de fixation acier	2.03
Plastik-Verbinder	Plastic joints	Fixation plastique	3.01
Rollenschienen Verbinder und Zubehör	Placons Support metals	Rails à galet Kits de fixation	4.01.
Flächenelemente und Zubehör	Panel elements Accesoires	Remplissage Accessoires	5.01
Bodenelemente	Floor elements	Pieds	6.01
Plastikwinkel	Plastic angle	Equerres plastique	7.01
Seitenführungen	Side guidiance	Systèmes des rives	7.02
Anbindung an Profilsystem	Connection to Profile System	Adaptable au Système des Profiles	7.03
Anwendungen	Applications	Applications	8.01

WAS IST EIN ROHR- UND VERBINDERSYSTEM?
WHAT IS A PIPE- AND JOINT SYSTEM?
QU´EST-CE SYSTEME MODULAIRE DE LOGISTIQUE?

MONTAGEBEISPIEL
EXAMPLE FOR ASSEMBLY · EXEMPLE DE MONTAGE

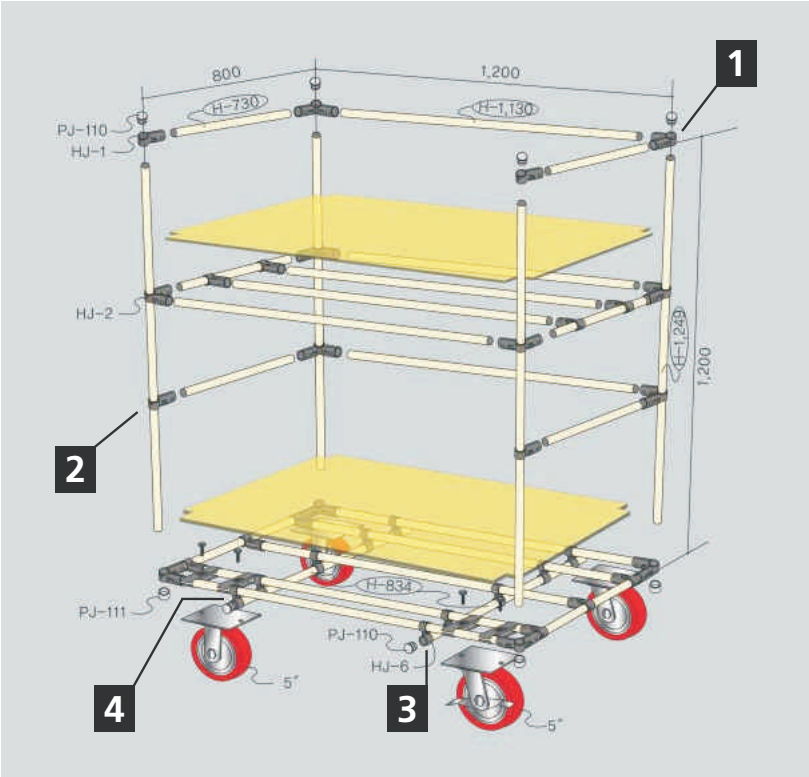

Wagen für Materialbereitstellung **mit nur 4** Verbinder-Elementen
Trolley for material provision **with only 4** connectors
Chariot d´ approvisionnement **avec seulement 4** types de fixation

MIT WENIGEN HANDGRIFFEN
MAXIMALE ERGEBNISSE

WITH LITTLE COMPLEXITY
TO PERFORM STRONGLY

UN MINIMUM DE TEMPS
UNE INFINITE DE POSSIBILITES

DAS SYSTEM FÜR IHREN **KVP**:

KONTINUIERLICHEN
VERBESSERUNGS
PROZESS UND FÜR IHRE
KANBAN-SYSTEME
ALS LÖSUNG IHRER
LOGISTIK-PROZESSE

THE SYSTEM FOR YOUR CONTINOUOS ADVANCEMENT:

FOR YOUR KANBAN SYSTEMS
AS DISSOLUTION FOR YOUR
LOGISTIC PROCESSES

LA SOLUTION METHODE:

POUR VOS SOLUTIONS
D´OPTIMISATION CONTINUE
ET SYSTEMES KANBAN







MAXIMALE ERGEBNISSE
TO PERFORM STRONGLY
UNE INFINITE DE POSSIBILITES

DIE BASIS

- **ROHR** Ø 28 mm und Ø 32 mm
- **VERBINDER** einfach und flexibel
- **ROLLENLEISTEN** und **ROLLEN**
- **ZUBEHÖR** und **ERGÄNZUNGEN**

THE BASIC

- **PIPE** Ø28 mm and Ø 32 mm
- **JOINT** simple and flexible
- **RAILS** and **ROLES**
- **ACCESSORIES** and **ADDITIONS**

MATERIEL DE BASE

- **TUBES** Ø 28 mm et Ø 32 mm
- **FIXATIONS** Simples et flexibles
- **RAILS** et **ROULETTES**
- **GAMMES D`ACCESSOIRES**

DAS KONZEPT
Mit wenigen Produkten und einfachen Lösungen den Materialfluss und die Produktionsabläufe effizient optimieren.

DAS PRODUKT
Vielfältige Auswahlmöglichkeiten an Rohren, Verbinder und Zubehör zur Planung und Ausführung nutzungsorientierter Anwendungen.

DAS UNTERNEHMEN
FM-SYSTEME® und Ihre Partner planen und erarbeiten individuelle Lösungen. Auf der Basis von effizientestem Materialfluss für optimale Montageabläufe und Handhabungsaufgaben.

THE CONCEPT
With few products and simple solutions for your optimal flow of materials and your best productions flow.

THE PRODUCT
Many selection from pipes and joint and accessories for easy planning and easy working.

THE COMPANIE
FM-SYSTEME® and the Partners to reschedule and work for you the complete solution for an efficient material flow and best productions flow.

L´IDEE
Optimiser les approvisionnements de matériel de manière simple et rapide.

LE PRODUIT
De nombreuses options de tubes, fixations et accessoires pour Projeter et réaliser des solutions efficaces et rentables.

L´ENTREPRISE
FM-SYSTEME® étudie et crée des solutions individuelles Pour optimiser vos flux de matériel, vos opérations de Montage et de manipulation.

DIE ARGUMENTE

- Einfache Planung
- Wenige Werkzeuge
- Leichte Montage
- Flexible Erweiterungen
- Wiederverwendbarkeit der Produkte
- Umweltfreundliche Produkte
- ... und weitere Vorteile ...

THE ARGUMENTS

- Simple planning
- Few tools
- Easy assembling
- Flexible amplification
- Reutilization the products
- Eco-friendly products
- ...and other vantages

LA ARGUMENTER

- Etude simplifiée
- Outillage: 1 scie, 1clé à six pans
- Montage aise
- Modularité
- Réutilisation illimitée
- Respect de l´environnement
- ...et mille autres avantages

PLANUNG DER ROHRLÄNGEN Ø28

PLANNING THE LENGTH OF THE PIPE **Ø28** · SIMPLIFIÉE DE LONGUEUR DU TUBE **Ø28**

A = M + 33
L = M – 70

Für Rohr Ø28
For pipe Ø28
Pour tubes Ø28

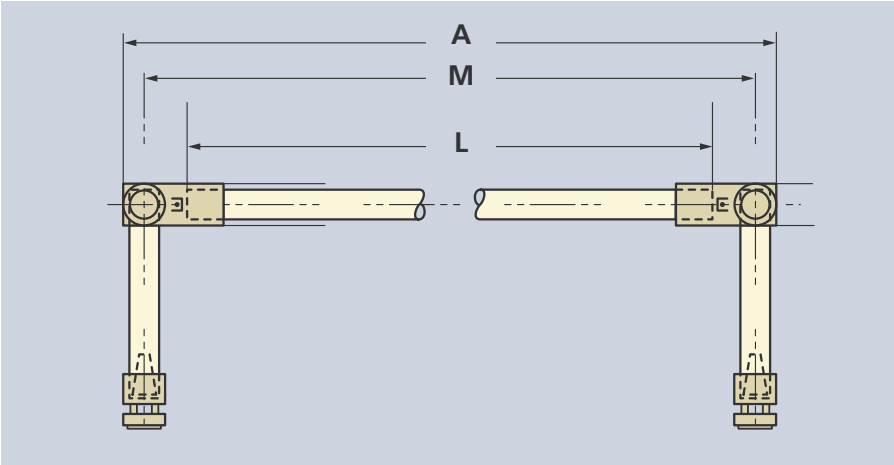

PLANUNG DER ROHRLÄNGEN Ø32

PLANNING THE LENGTH OF THE PIPE **Ø32** · SIMPLIFIÉE DE LONGUEUR DU TUBE **Ø32**

A = M + 37
L = M – 74

Für Rohr Ø32
For pipe Ø32
Pour tubes Ø32

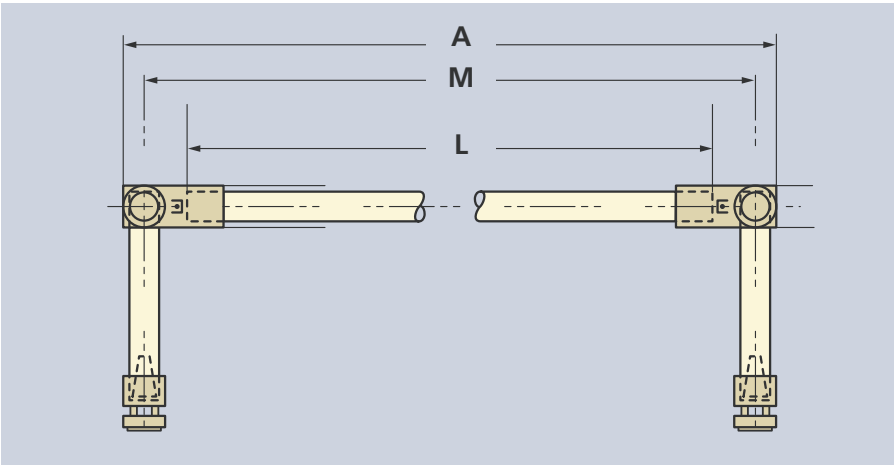

EINFACHE PLANUNG UND STABILE KONSTRUKTION
SIMPLE PLANING & ROBUST CONSTRACTIONS
ETUDE SIMPLIFIEE & FISSURATION CONSTRUCTION

ZULÄSSIGE VERBINDERBELASTUNGEN
ADMISSIBILE STRESSES AND STRAINS FOR THE CONNECTOR
RESISTANCES MAX: ADMISSIBILES DES FIXATIONS

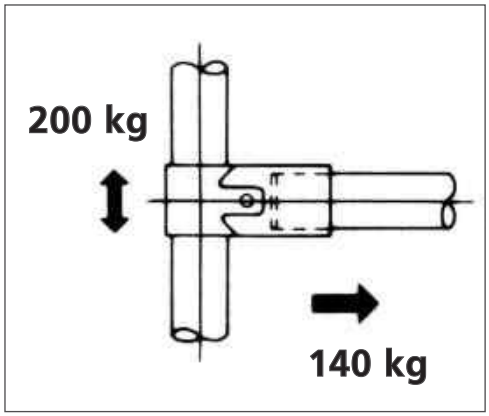

VERBINDER · JOINT · FIXATIONS
HJ

Maximal ruhende Last auf den Verbinder,
horizontal = 140 kg
vertikal = 220 kg

Max. static stress fort he connector,
horizontal = 140 kg
vertical = 220 kg

Charge statique max. sur la fixation
Horizontale = 140 kg
verticale = 220 kg

NICO-ROHR

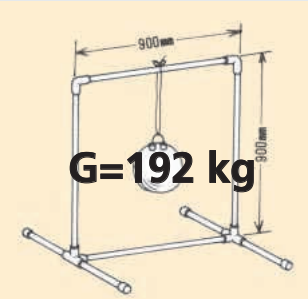

Ruhende max. zulässige Einzellast
Max. Statically stress for single pipe
Charge Statique max au tube singulair

KUMA-ROHR (t=1mm)

Ruhende max. zulässige Einzellast
Max. Statically stress for single pipe
Charge Statique max au tube singulair

KUMA-ROHR (t=2mm)

Ruhende max. zulässige Einzellast
Max. Statically stress for single pipe
Charge Statique max au tube singulair

EINZELLAST
Single statically stress
Charge statique max

NICO-ROHR

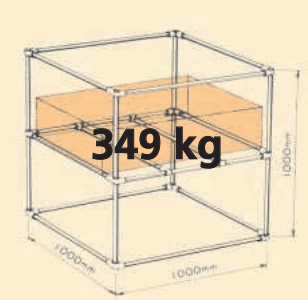

Ruhende max. zulässige Flächenlast
Max. Statically stress for surface
Charge Statique max au mètre linéaire

KUMA-ROHR (t=1mm)

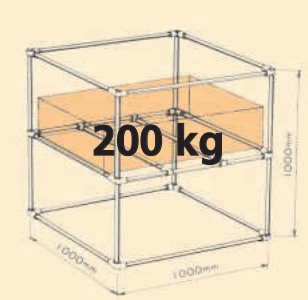

Ruhende max. zulässige Flächenlast
Max. Statically stress for surface
Charge Statique max au mètre linéaire

KUMA-ROHR (t=2mm)

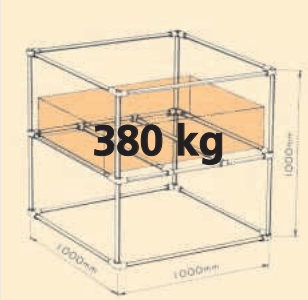

Ruhende max. zulässige Flächenlast
Max. Statically stress for surface
Charge Statique max au mètre linéaire

FLÄCHENLAST
Surface statically stress
Charge au mètre linéaire

Ø28
ROHR · PIPE · TUBE

KUMA (t=1mm)



08.00010.00	Lichtgrau	Light grey	Gris clair
08.00016.00	Enzianblau	Blue (dark)	Bleu(noir)

KUMA (t=2mm)

08.00008.00	Lichtgrau	Light grey	Gris clair
08.00007.00	Enzianblau	Blue(dark)	Bleu(noir)

NICO



08.00001.00 Metallisch Silber
Metalic silver · Argent

Ø32
ROHR · PIPE · TUBE

KUMA (t=1mm)



08.00020.00 Lichtgrau Light grey Gris clair

NICO



08.00023.00 Metallisch Silber
Metalic silver · Argent

Ø28
ESD ROHR
PIPE ESD · TUBE ESD
Ø28 ESD



08.00333.00	ESD-Silber	Silver ESD	Argent ESD
08.00013.00	ESD-Schwarz	Black ESD	Noir ESD
08.00015.00	ESD-Grau	Grey ESD	Gris ESD

Ø28 LOCHROHR
HOLE PIPE · TUBE AVEC TROUS



08.00028.00 Metallisch Silber
Metalic silver · Argent

GLEITROHR (t=1mm)
SLIDE PIPE · TUBE GRAVITAIRE

08.00027.00	Lichtgrau	Blue	Bleu
08.00009.00	ESD-Schwarz	Black(ESD)	Noir(ESD)

ECO-ROHRSYSTEM
ECO PIPE SYSTEM · SYSTEME ECO-MECANO

Artikel Nr. Item No. Article No.	**Typ** Type Typé	**Ø** mm	**t** mm	**Farbe** Colour Coleur	**Gewicht** Weight Poids	**HV**
08.00010.00	KUMA	28	1	Lichtgrau Light grey Gris clair	0,73 kg/m	90
08.00016.00	KUMA	28	1	Enzianblau Blue (dark) Bleu (noir)	0,73 Kg/m	90
08.00008.00	KUMA	28	2	Lichtgrau Light grey Gris clair	1,35 kg/m	90
08.00007.00	KUMA	28	2	Enzianblau Blue (dark) Bleu (noir)	1,35 kg/m	90
08.00020.00	KUMA	32	1	Lichtgrau Light grey Gris clair	0,87 kg/m	90
08.00001.00	NICO	28	0,8	Silber Silver Argent	0,55 kg/m	210
08.00023.00	NICO	32	0,8	Silber Silver Argent	0,66 kg/m	210
08.00027.00	GLEITROHR	28	1	Lichtgrau Light grey Gris clair	0,77 kg/m	90
08.00009.00	GLEITROHR	28	1	Schwarz Black Noir	0,77 kg/m	90
08.00333.00	ESD	28	1	Silber Silver Argent	0,72 kg/m	90
08.00013.00	ESD	28	1	Schwarz Black Noir	0,72 kg/m	90
08.00015.00	ESD	28	1	Grau Grey Gris	0,77 kg/m	90
08.00028.00	LOCHROHR	28	0,8	Silber Silver Argent	0,53 kg/m	210
08.00019.00	KUMA flach	28	1	Schwarz Black Noir	0,77 kg/m	90
08.00019.10	KUMA flach	28	1	Lichtgrau Light grey Gris clair	0,77 kg/m	90
08.00029.00	KUMA flach	28	1	Schwarz Black Noir	0,77 kg/m	90

KUMA Ø28 flach

08.00019.00 ESD-Schwarz
Black ESD
Noir ESD

08.00019.10 ESD-Lichtgrau
Light grey ESD
Light grey ESD

KUMA Ø28 flach

08.00029.00 ESD-Schwarz
Black ESD
Noir ESD

KUMA-ROHR
KUMA PIPE · TUBE KUMA

Stahlrohr mit Kunststoffmantel (ABS)
Steel Pipe with ABS resin
Tube acier avec revêtement ABS

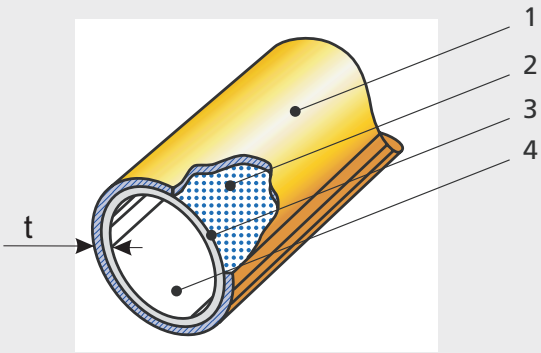

1 ABS-Mantel
ABS resin
revêtement ABS

2 Stahlrohr-Oberfläche
Adhesive
Surface du tube acier

3 Stahlrohr
Steel pipe
Tube acier

4 Rostfrei-Beschichtung
Anti Rust painting
revêtement inoxydable

NICO-ROHR
NICO PIPE · TUBE NICO

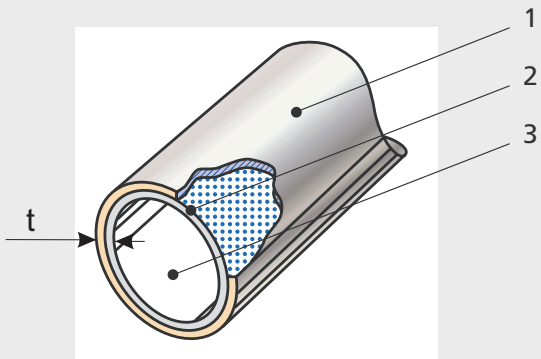

1 Keramikoberfläche
Ceramic surface
Revêtement ceramique

2 Stahlrohr
Steel pipe
Tube acier

3 Keramikoberfläche
Ceramic surface
Revêtement ceramique

EINZELELEMENTE Ø28
SINGLE ELEMENTS Ø28
PIECES INDIVIDUELLES Ø28

H – 1

08.00060.10
08.00060.00 *

H–2

08.00062.10
08.00062.00

H–3

08.00064.10
08.00064.00

H–4



08.00066.10
08.00066.00

H–5

08.00068.10
08.00068.00

H–6

08.00070.10
08.00070.00

H–7

08.00072.10
08.00072.00

H–8

08.00165.10
08.00165.00

H–9

08.00074.10
08.00074.00

H–10

08.00076.10
08.00076.00

H–11

08.00078.10
08.00078.00

H–12

08.00080.10
08.00080.00

EINZELELEMENTE **Ø28**
SINGLE ELEMENTS **Ø28**
PIECES INDIVIDUELLES **Ø28**

H – 13A

08.00082.10
08.00082.00 *

H – 13B

08.00084.10
08.00084.00

H – 14A

08.00086.10
08.00086.00

H – 14B

08.00088.10
08.00088.00

H – 15

08.00160.10
08.00160.00

H–16

08.00168.10
08.00168.00

H–17

08. 00334.10
08. 00334.00

H–11 / H-17



08.00089.00

METALL-VERBINDUNGEN FÜR Ø28

Die Metallverbinder werden über Schrauben und Muttern mit dem Rohr verklemmt, so dass eine einfache Montage und Demontage möglich ist.

METAL JOINT FOR Ø28

The Ø 28 metal joint will be fastened by screw and nut for an easy Assembly and disassembly.

KITS DE FIXATION ACIER POUR Ø28

La kit de fixation acier est fixe avec vis et ecrous pour une montage et demontage aisé.

* 08.000XX.**10**
= Schwarz-chromatiert · Crome black · Zingué noir

* 08.000XX.**00**
= Silber-vernickelt · Nickel silver · Argenté nickelé

VERBINDER KOMPLETT FÜR **Ø28**

METAL JOINT COMPLETE **Ø28** • KITS DE FIXATION **Ø28**

HJ–1

08.00030.10
08.00030.00 *

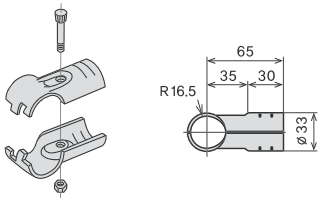

HJ–2

08.00032.10
08.00032.00

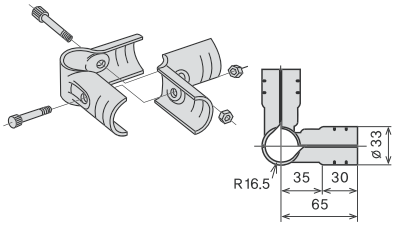

HJ–3

08.00034.10
08.00034.00

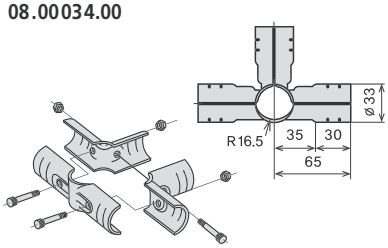

HJ–4

08.00036.10
08.00036.00

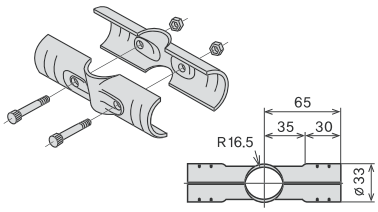

HJ–5

08.00038.10
08.00038.00

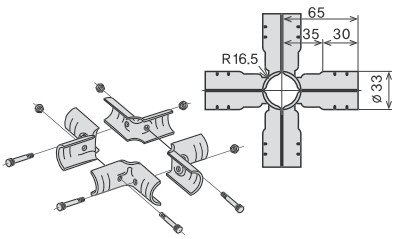

HJ–6

08.00040.10
08.00040.00

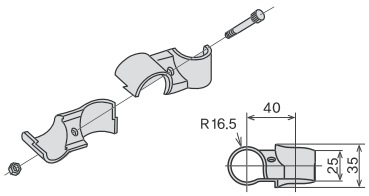

HJ–7

08.00042.10
08.00042.00

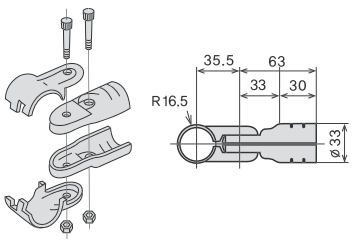

HJ–8

08.00167.10
08.00167.00

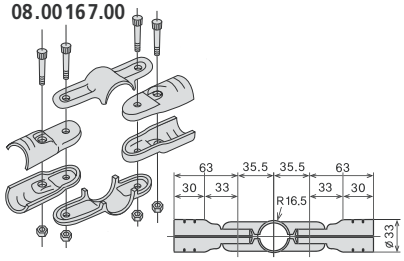

VERBINDER KOMPLETT FÜR **Ø28**

METAL JOINT COMPLETE **Ø28** • KITS DE FIXATION **Ø28**

HJ–9

08.00044.10
08.00044.00 *

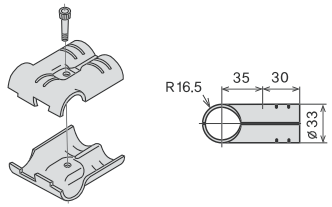

HJ–10

08.00046.10
08.00046.00

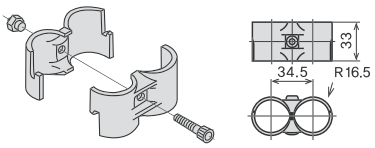

HJ–11

08.00048.10
08.00048.00

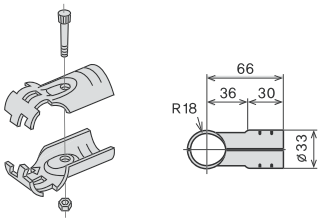

HJ–12

08.00050.10
08.00050.00

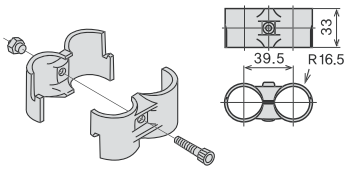

HJ–13

08.00052.10
08.00052.00

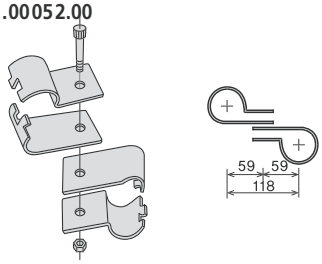

HJ–14

08.00054.10
08.00054.00

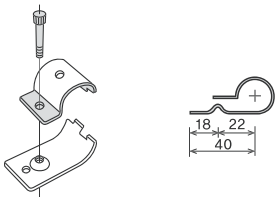

HJ–15

08.00162.10
08.00162.00

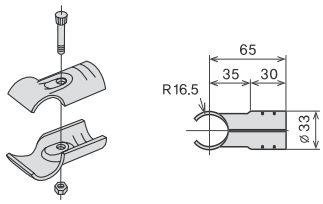

HJ–16

08.00170.10
08.00170.00

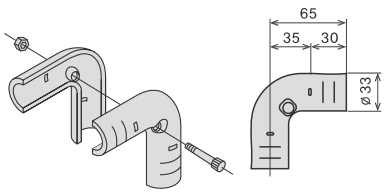

* 08.000XX.**10**
= Schwarz-chromatiert · Crome black · Zingué noir

* 08.000XX.**00**
= Silber-vernickelt · Nickel silver · Argenté nickelé

EINZELELEMENTE **Ø32**
SINGLE ELEMENTS **Ø32** • PIECES INDIVIDUELLES **Ø32**

W–1

08.00061.10
08.00061.00 *

W–2

08.00063.10
08.00063.00

W–3

08.00065.10
08.00065.00

W–4

08.00067.10
08.00067.00

W–5

08.00069.10
08.00069.00

W–6

08.00071.10
08.00071.00

W–7

08.00073.10
08.00073.00

W10

08.00077.10
08.00077.00

VERBINDER KOMPLETT FÜR **Ø32**

METAL JOINT COMPLETE **Ø32** • KITS DE FIXATION **Ø32**

WJ-1

08.00031.10
08.00031.00

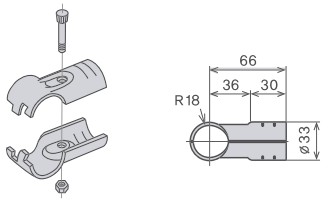

WJ-2

08.00033.10
08.00033.00

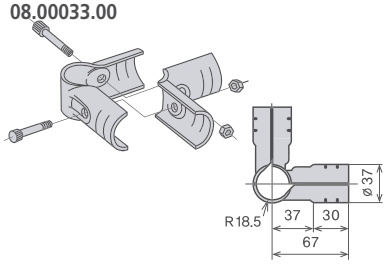

WJ-3

08.00035.10
08.00035.00

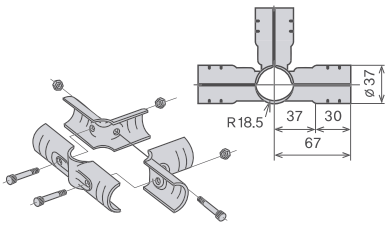

WJ-4

08.00037.10
08.00037.00

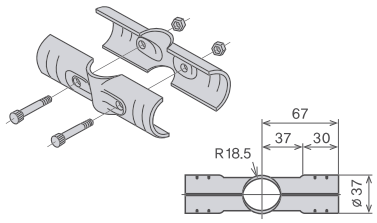

WJ-5

08.00039.10
08.00039.00

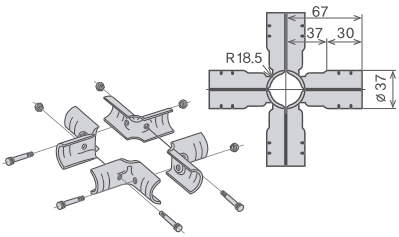

WJ-6

08.00041.10
08.00041.00

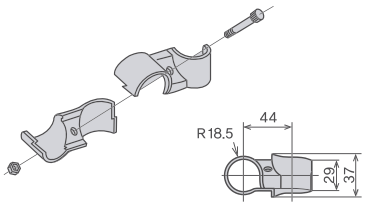

WJ-7

08.000043.10
08.000043.00

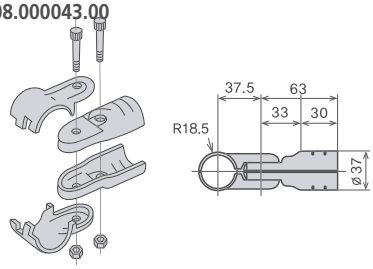

WJ-10

08.00047.10
08.00047.00

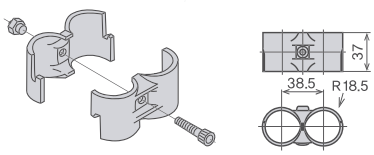

* 08.000XX.**10**
= Schwarz-chromatiert · Crome black · Zingué noir

* 08.000XX.**00**
= Silber-vernickelt · Nickel silver · Argenté nickelé

PLASTIK-VERBINDER FÜR **Ø28**

PLASTIC JOINTS **Ø28** • FIXATION PLASTIQUE **Ø28**

PJ-110
08.00059.00

NICO / KUMA

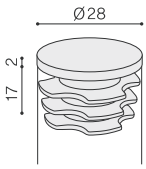

PJ-111
08.00280.00

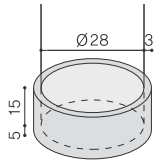

PJ-112
08.00281.00

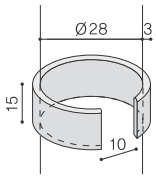

BJ-110 (Ø28)
08.00056.00

KUMA

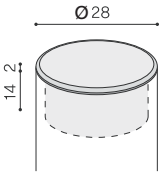

BJ-110 (Ø32)
08.00057.00

KUMA

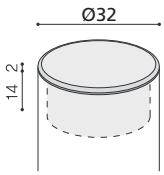

NJ-110
08.00058.00

NICO

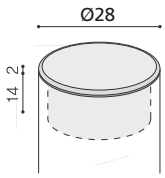

PJ-113
08.00282.00

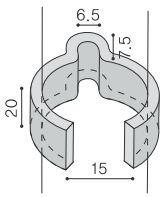

PJ-114
08.00283.00

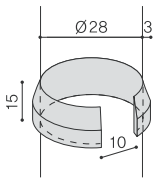

PJ-115
08.00284.00

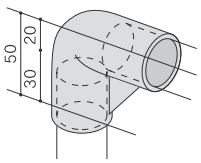

PJ-116
08.00285.00

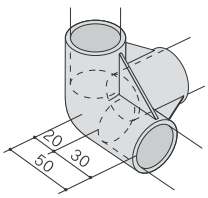

PJ-117R
08.00286.00

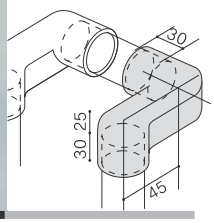

PJ-117L
08.00288.00

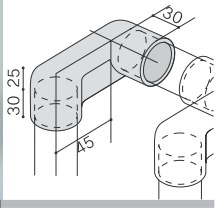

PJ-118
08.00287.00

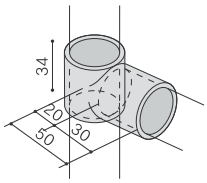

PJ-119
08.00336.00

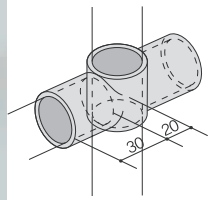

PJ-200
08.00337.00

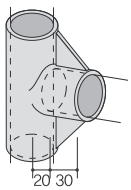

PLASTIK-VERBINDER **Ø28**

PLASTIC JOINTS **Ø28** • FIXATION PLASTIQUE **Ø28**

Plastik-Verbinder werden mittels eines Spezialklebers befestigt.

The plastic joints will be fastened by acid bond with strong adhesive strength.

Les fixation plastiqué sont fixes avec une adhésif speciale.

PJ-201

08.000338.00

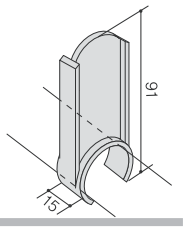

PJ-202

08.000339.00

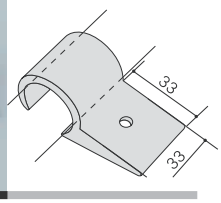

PJ-203

08.000340.00

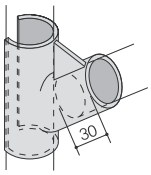

PJ-204

08.000341.00

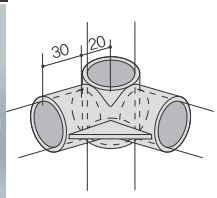

PJ-205

08.000342.00

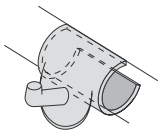

PJ-206

08.000343.00

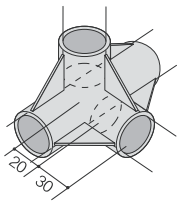

PJ-207

08.000344.00

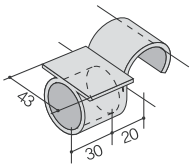

PJ-208

08.000345.00

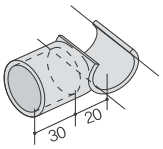

PJ-209

08.000346.00

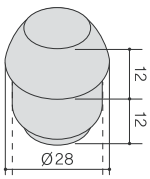

PJ-210

08.000347.00

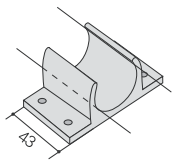

PJ-211

08.000348.00

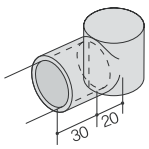

2 AUSFÜHRUNGEN - 1 SYSTEM
2 TYPES - 1 SYSTEM
2 TYPES - 1 SYSTEME

Stahl
Steel
Acier

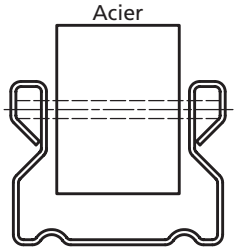

Aluminium
Aluminium
Aluminium

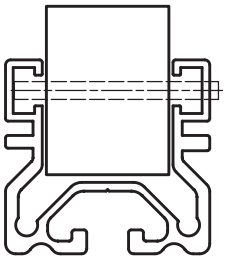

Verbinder



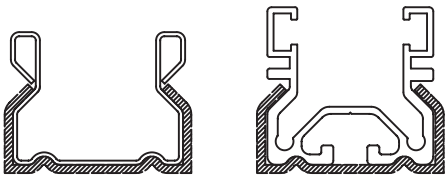

Seitenführungen

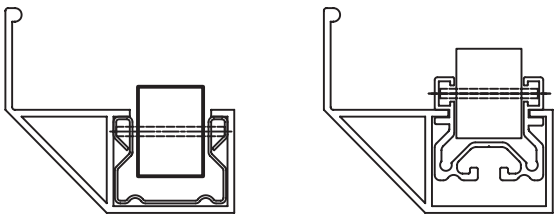

Achsenaufnahme

08.00296.00

Achse

08.00298.00

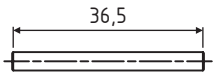

Rollen

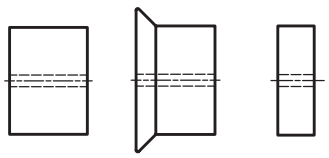

Weiß	White	Blanc	08.00293.00		
ESD	ESD	ESD	08.00293.10	08.00294.10	08.00295.00
Rot	Red	Rouge	08.00293.20		
Gelb	Yellow	Jaune	08.00293.30		
Grün	Green	Verte	08.00293.40		

Zum Bau von Lagerregalen, für einen kostengünstigen und automatischen Materialfluß, für eine FIRST IN – FIRST OUT Lagerhaltung unterschiedlichster Güter.
Die ESD Ausführungen sind in Maß und Belastung identisch zu den nicht ESD Ausführungen.

Being light and easy to use, the FLOW RACK, using the PLACON, can improve the efficiency of goods circulation due to its easiness to control. Quality and stock by the first in first out rules, and easiness to cope with the Diversitification of goods.
The specification of ESD placons is the

Pour la réalisation de gravitaires d'approvisionnement et la gestion des flux suivant la méthode de gestion des stocks FIFO (First In First Out), ou PEPS (Premiers entrés, premiers sortis).
Les specifications des rails à galets ESD sont les memmes que les rails à galets normales.

BELASTUNGSWERTE
Load values · Valeurs du charge

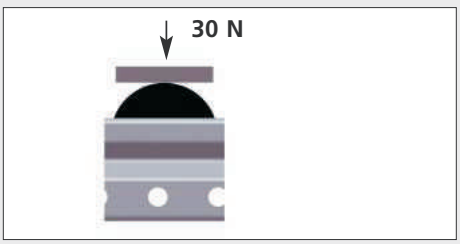

Max. Einzellast pro Rolle
Max. compressive strenght of roller
Charge admissible par galet



Max. Linienlast auf 1.000 mm Länge
Max. compressive strenght per 1.000 mm of placon frame
Charge max. linéaire au mètre

ROLLENSCHIENEN ALUMINIUM
PLACONS ALUMINIUM · RAILS A GALETS ALUMINIUM

Profil

08.00299.00



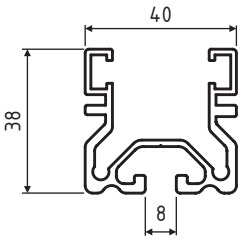

Typ Ø34

08.00289.00



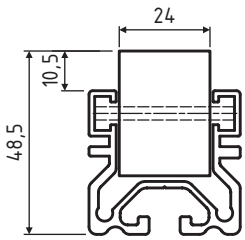

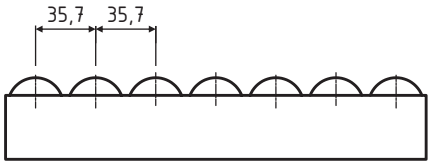

Typ BR Ø34

08.00290.00

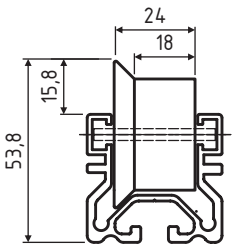

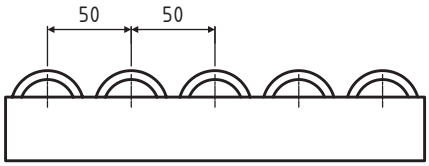

Typ DR Ø34

08.00291.00

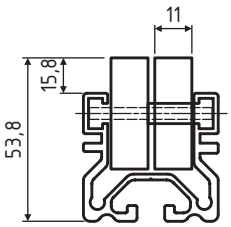

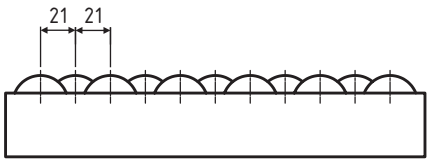

ROLLENSCHIENEN STAHL
PLACONS STEEL · RAILS A GALETS ACIER

Typ 40 BA



08.00090.00 Verzinkt · Galvanized · Zingué

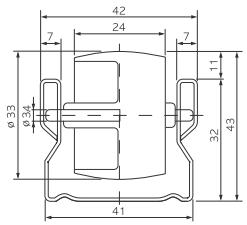

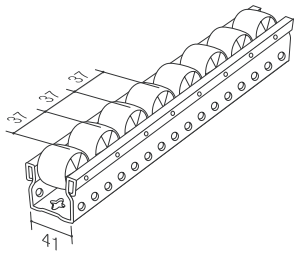

Typ 40 GE

08.00091.00 Verzinkt · Galvanized · Zingué

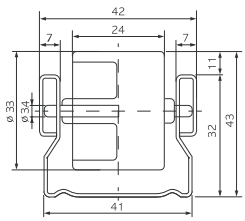

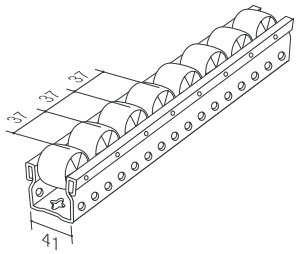

Typ 40 BR

08.00096.00 Verzinkt · Galvanized · Zingué

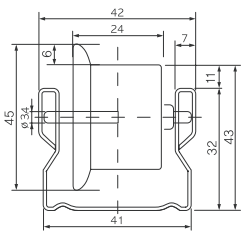

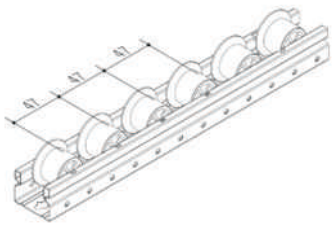

Typ 80

08.00095.00 Verzinkt · Galvanized · Zingué

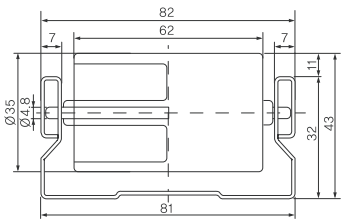

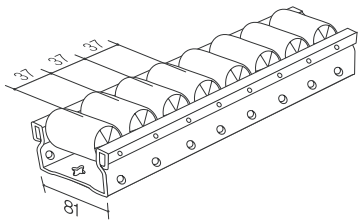

ROLLENSCHIENEN STAHL
PLACONS STEEL · RAILS A GALETS ACIER

Typ 40 ESD - GE



08.00093.00 Verzinkt · Galvanized · Zingué

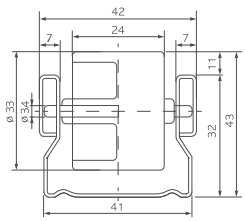

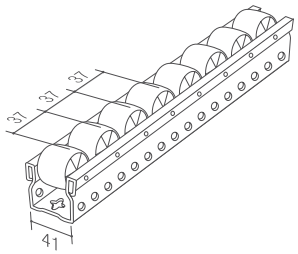

Typ 40 ESD - BR

08.00097.00 Verzinkt · Galvanized · Zingué

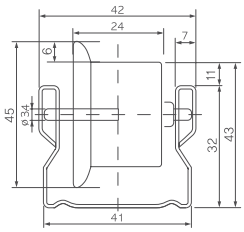

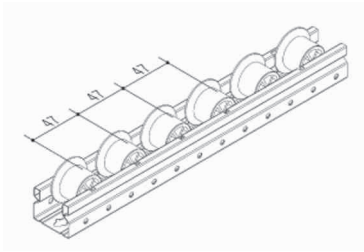

Typ 60



NEW

08.00092.00 Verzinkt · Galvanized · Zingué

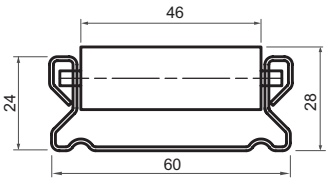

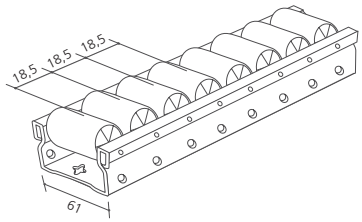

VERBINDER FÜR ROLLENSCHIENEN, ROHR **Ø28**, SCHIENE **TYP 40**
PLACON SUPPORT METALS, **Ø28**, **TYPE 40** PLACON
FIXATION POUR RAILS À GALETS ET TUBES GRAVITAIRES, **Ø28**, RAILS **TYPE 40**

08.00100.00

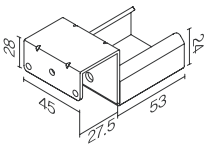

08.00108.00

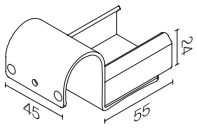

08.00102.00

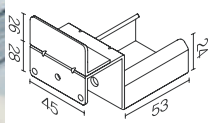

08.00114.00

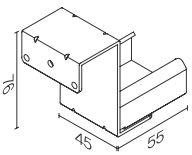

08.00098.00

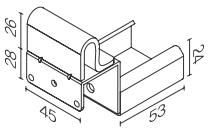

08.00357.00

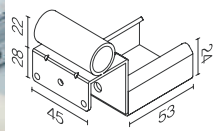

08.00104.00

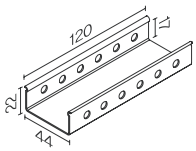

08.00106.00

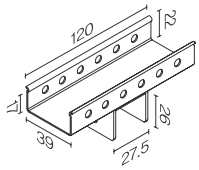

08.00358.00

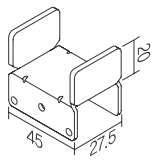

08.00110.00

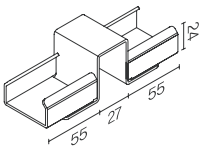

08.00359.00



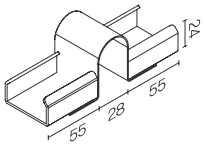

08.00112.00

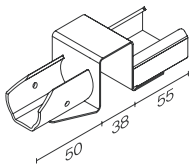

08.00163.00

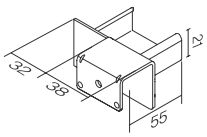

08.00164.00

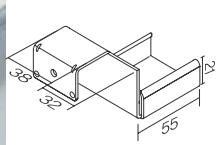

VERBINDER FÜR ROLLENSCHIENEN, ROHR **Ø28**, SCHIENE **TYP 60**
PLACON SUPPORT METALS, **Ø28**, **TYPE 60** PLACON
FIXATION POUR RAILS À GALETS ET TUBES GRAVITAIRES, **Ø28**, RAILS **TYPE 60**

08.00117.00

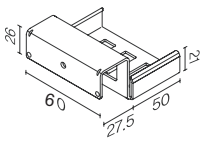

08.00119.00

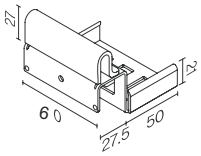

VERBINDER FÜR ROLLENSCHIENEN, ROHR **Ø28**, SCHIENE **TYP 80**
PLACON SUPPORT METALS, **Ø28**, **TYPE 80** PLACON
FIXATION POUR RAILS À GALETS ET TUBES GRAVITAIRES, **Ø28**, RAILS **TYPE 80**

08.00360.00

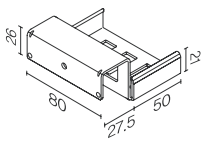

08.00361.00

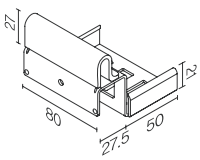

08.00362.00

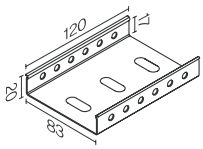

08.00363.00

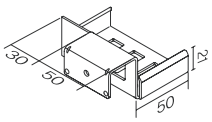

08.00364.00

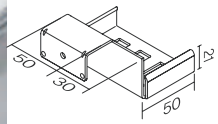

VERBINDER FÜR ROLLENSCHIENEN, ROHR **Ø32**, SCHIENE **TYP 40**
PLACON SUPPORT METALS, **Ø32**, **TYPE 40** PLACON
FIXATION POUR RAILS À GALETS ET TUBES GRAVITAIRES, **Ø32**, RAILS **TYPE 40**

08.00101.00

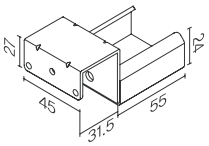

08.00103.00

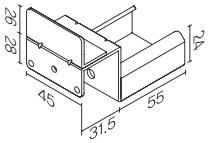

VERBINDER FÜR ROLLENSCHIENEN, ROHR **Ø32**, SCHIENE **TYP 80**
PLACON SUPPORT METALS, **Ø32**, **TYPE 80** PLACON
FIXATION POUR RAILS À GALETS ET TUBES GRAVITAIRES, **Ø32**, RAILS **TYPE 80**

08.00365.00

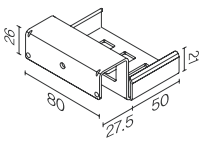

08.00366.00

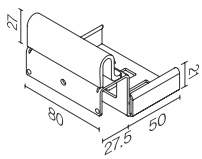

VERBINDER FÜR ROLLENSCHIENEN, RECHTECK-ROHR **40x40,** SCHIENE **TYP 40**
PLACON SUPPORT METALS, SQUARE PIPE **40x40, TYPE 40** PLACON
FIXATION POUR RAILS À GALETS ET TUBES GRAVITAIRES, TUBE **40x40,** RAILS **TYPE 40**

08.00105.00

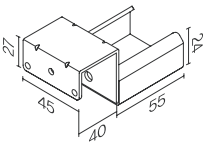

08.00107.00

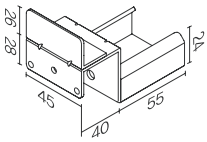

Alu-Profil

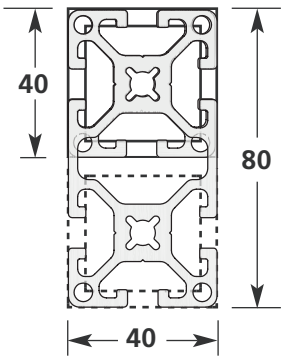

Die Verbinder für Rollenschienen Typ 40 können auf Stahlrohre 40x40 oder Alu-Pofile 40 aufgesetzt werden.

The Placon support metals can be assembled on steel pipe 40x40 or Alu-profile 40.

Les fixations pour rails à galets peuvent être montés sur tubes gravitaires 40x40 et sur profiles d´aluminium 40.

08.00111.00

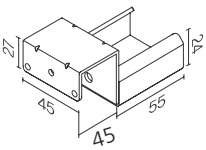

08.00113.00

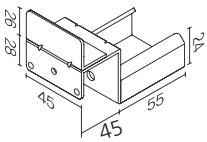

Alu-Profil

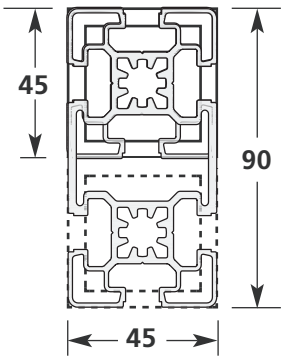

Die Verbinder für Rollenschienen Typ 45 können auf Stahlrohre 45x45 oder Alu-Pofile 45 aufgesetzt werden.

The Placon metals can be assembled on steel pipe 45x45 or Alu-profile 45.

Les fixations pour rails à galets peuvent être montés sur tubes gravitaires 45x45 et sur profiles d´aluminium 45.

VERBINDER FÜR GLEITROHRE
PLACON SUPPORT FOR SLIDE PIPES
FIXATION POUR TUBES GRAVITAIRES

08.00120.00

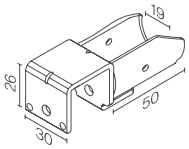

08.00122.00

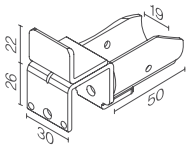

08.00124.00

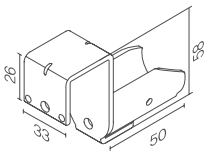

08.00126.00

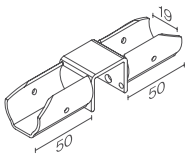

08.00140.00

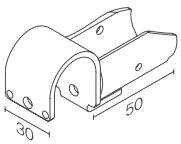

08.00128.00

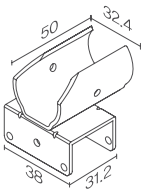

FLÄCHENELEMENTE
PANEL ELEMENTS
REMPLISSAGE

08.00130.00



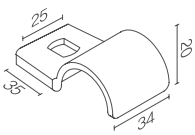

08.00132.00

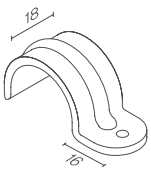

08.00134.00

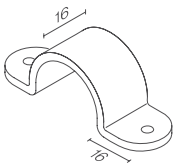

08.00136.00

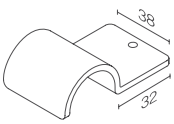

08.00138.00

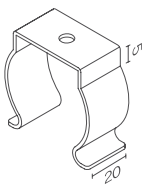

08.00142.00

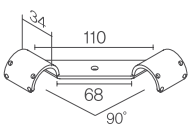

08.00144.00



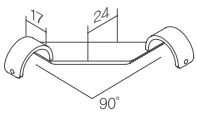

ZUBEHÖR
ACCESSORIES
ACCESSOIRES

08.00156.10

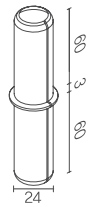

08.00156.00

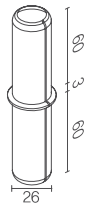

08.00153.00

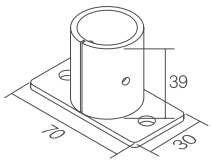

08.00367.00

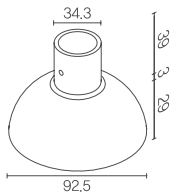

08.00150.00

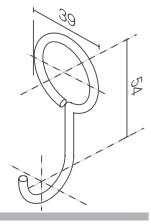

08.00152.00

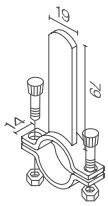

08.00154.00

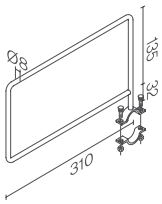

Zylinderschraube

1) M 6x25	08.00230.00
2) M 6x25	08.00231.00
3) M 6x25	08.00231.10

Rohrmutter M6

1) M6	08.00238.00
2) M6	08.00239.00
3) M6	08.00239.10

ZUBEHÖR
ACCESSORIES
ACCESSOIRES

08.00368.00

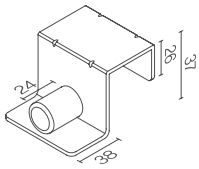

08.00158.00

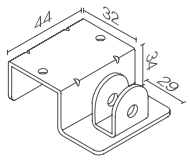

08.00369.00

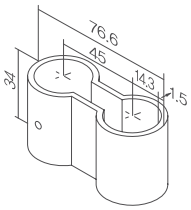

08.00370.00

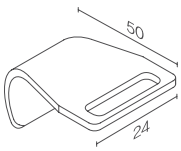

08.00151.00

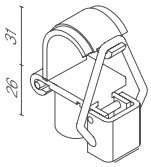

08.00371.00

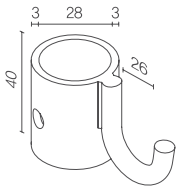

08.00183.00

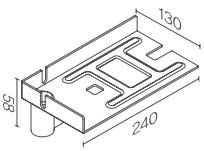

08.00182.00

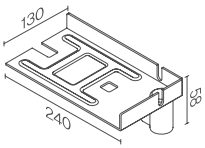

08.00372.00

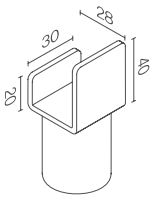

08.00373.00

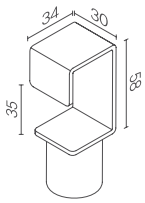

08.00374.00

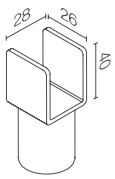

08.00375.00

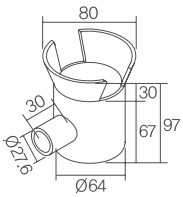

08.00376.00



08.00378.00 (li)
08.00379.00 (re)

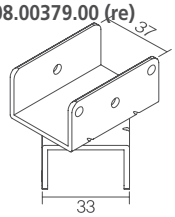

ZUBEHÖR
ACCESSORIES
ACCESSOIRES

08.00380.00

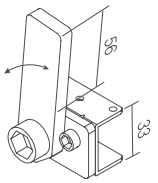

08.00381.00

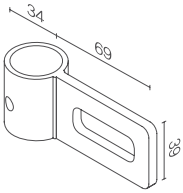

08.00157.00

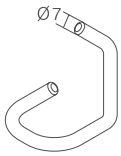

08.00194.00

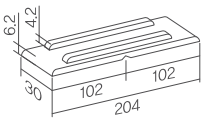

08.00146.00

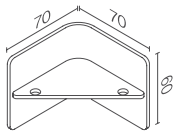

L= 350	08.00196.35
L= 450	08.00196.45
L= 500	08.00196.50
L= 550	08.00196.55
L= 600	08.00196.60

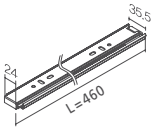

Beschriftung
Label · Ètiquetage

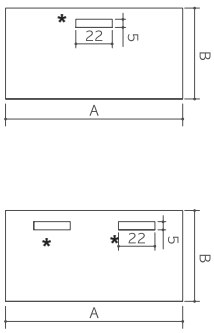

	a	b	*
08.00307.00	150	60	1
08.00382.00	170	105	1
08.00383.00	170	65	1
08.00308.00	180	85	1
08.00384.00	220	110	2
08.00385.00	260	120	2
08.00386.00	300	120	2
08.00387.00	310	225	2
08.00309.00	60	305	2
08.00310.00	430	320	2
08.00388.00	430	320	4

PJ-113

08.00282.00

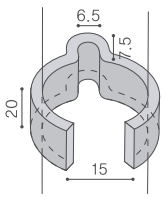



Ⓒ + Ⓐ 08.00192.00

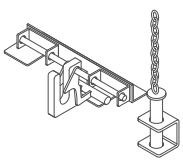

Ⓑ + Ⓓ 08.00190.00

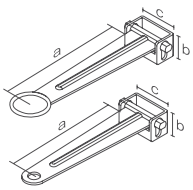

BODENELEMENTE
FLOOR ELEMENTS
PIEDS

PLATTE / PLATE / PLATINE

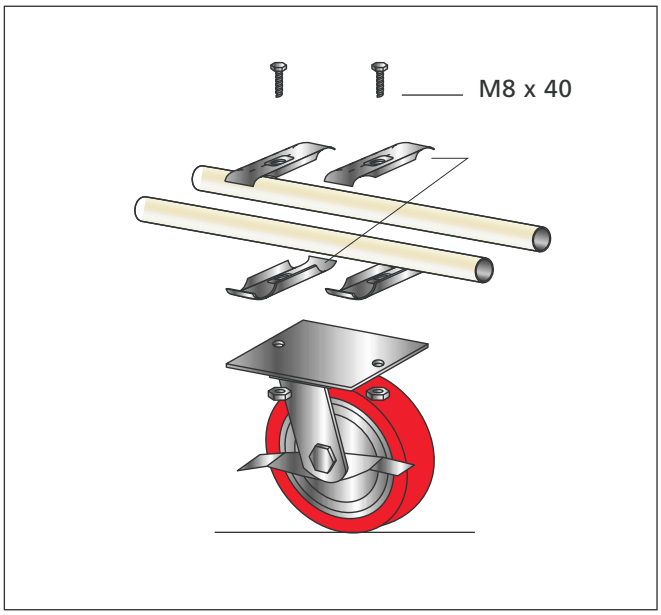

AUFNAHME / COLLET / ACCUEIL

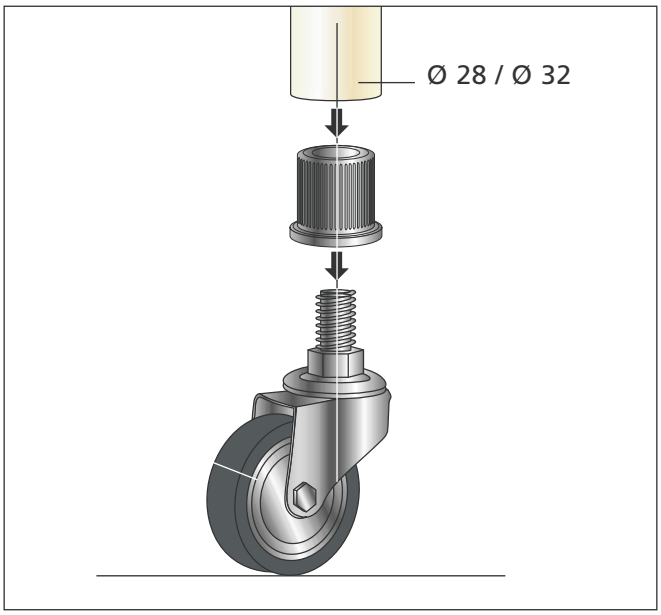

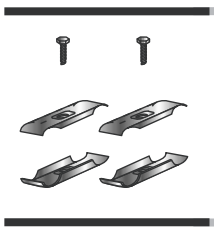

	TYPE	Ø
08.00221.00	Silber vernickelt, Nickel silver Argenté nickelé	28
08.00221.20	Blau verzinkt, Zink blue Zingué bleu	28

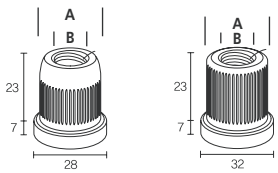

	TYPE	A(Ø)	B
08.00179.00	Ø28 KUMA	24	1/2"
08.00180.00	Ø28 KUMA	24	5/8"
08.00181.00	Ø28 KUMA	24	M12
08.00176.00	Ø28 NICO	26	1/2"
08.00177.00	Ø28 NICO	26	5/8"
08.00178.00	Ø28 NICO	26	M12
08.00184.00	Ø32 KUMA	28	1/2"
08.00186.00	Ø32 NICO	30	1/2"

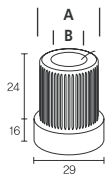

	TYPE	A(Ø)	B
08.00389.00	Ø28 KUMA	24	1/2"
08.00390.00	Ø28 NICO	26	1/2"

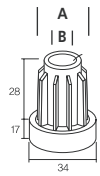

	TYPE	B
08.00317.00	Ø28 KUMA / NICO	M8

GEWINDEFÜSSE
BASE CONNECTORS
PIEDS ARTICULES

Ø 38

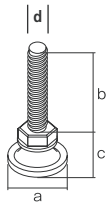

	a	b	c	d
08.00147.00	38	50	21	1/2″
08.00147.10	38	100	21	1/2″
08.00147.15	38	150	21	1/2″

Ø 38



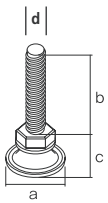

*** Plastic PA**

	a	b	c	d
08.00148.00	38	50	19	1/2″
08.00148.10	38	100	19	1/2″
08.00148.15	38	150	19	1/2″
05.01488.00 *	40	60	35	M12

Ø 55

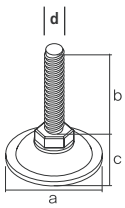

*** Plastic PA**

	a	b	c	d
08.00149.00	55	50	20	1/2″
08.00149.10	55	100	20	1/2″
08.00149.15	55	150	20	1/2″
05.01490.00 *	58	55	40	M12

Ø 42



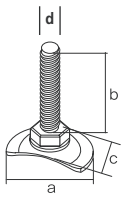

	a	b	c	d
08.00155.00	42	50	20	1/2″
08.00155.10	42	100	20	1/2″
08.00155.15	42	150	20	1/2″

08.00159.00

Weitere Füße finden sie im
FM-Aluprofilkatalog

Further base connectors at the catalogue
FM-Aluprofil

Plus des pieds articules dans le catalogue
FM-Aluprofil

RÄDER UND ROLLEN MIT RÜCKENLOCH
WHEELS AND ROLLERS WITH REAR HOLE
ROULETTES ET ROUES AVEC TROU CENTRAL

Ø 75 A



Ø 75 B

Ø 75 C

	Ø [mm]	H	Fmax [N]	Fmax 4x [N]	
A	Ø75	98	600	1800	05.01240.00
B	Ø75	98	600	1800	05.01241.00
C	Ø75	98	600	1800	05.01242.00

Ø 80 A



Ø 80 B

Ø 80 C

	Ø [mm]	H	Fmax [N]	Fmax 4x [N]	
A	Ø80	108	600	1800	05.01216.00
B	Ø80	108	600	1800	05.01214.00
C	Ø80	108	600	1800	05.01220.00

Ø 100 A



Ø 100 B

	Ø [mm]	H	Fmax [N]	Fmax 4x [N]	
A	Ø100	121	700	2100	05.01243.00
B	Ø100	121	700	2100	05.01244.00

Ø 125 A



Ø 125 B

Ø 125 C

	Ø [mm]	H	Fmax [N]	Fmax 4x [N]	
A	Ø125	158	1000	3000	05.01217.00
B	Ø125	158	1000	3000	05.01215.00
C	Ø125	158	1000	3000	05.01219.00

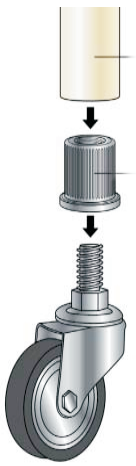

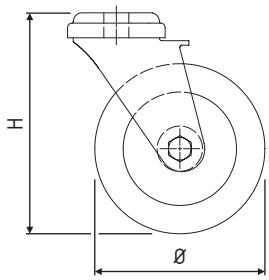

RÄDER UND ROLLEN MIT EXPANDER
WHEELS AND ROLLERS WITH EXPANDER
ROULETTES ET ROUES AVEC EXPANSEUR

Ø 75 A

Ø 75 B

Ø 75 C

	Ø [mm]	H	Fmax [N]	Fmax 4x [N]	
A	Ø75	98	600	1800	05.01240.50
B	Ø75	98	600	1800	05.01241.50
C	Ø75	98	600	1800	05.01242.50

Ø 80 A

Ø 80 B

Ø 80 C

	Ø [mm]	H	Fmax [N]	Fmax 4x [N]	
A	Ø80	108	600	1800	05.01216.50
B	Ø80	108	600	1800	05.01214.50
C	Ø80	108	600	1800	05.01220.50

Ø 100 A

Ø 100 B

	Ø [mm]	H	Fmax [N]	Fmax 4x [N]	
A	Ø100	121	700	2100	05.01243.50
B	Ø100	121	700	2100	05.01244.50

Ø 125 A

Ø 125 B

Ø 125 C

	Ø [mm]	H	Fmax [N]	Fmax 4x [N]	
A	Ø125	158	1000	3000	05.01217.50
B	Ø125	158	1000	3000	05.01215.50
C	Ø125	158	1000	3000	05.01219.50

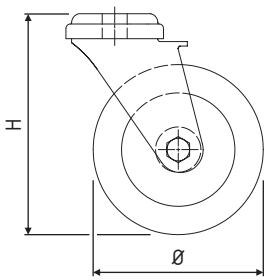

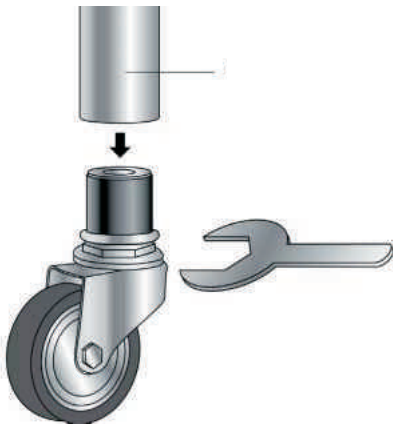

RÄDER UND ROLLEN MIT ANSCHRAUBPLATTE
WHEELS AND ROLLERS WITH SCREW ON PLATE
ROULETTES ET ROUES AVEC PLATINE

Ø 125 A

Ø 125 B

Ø 125 C

	Ø [mm]	H	Fmax [N]	Fmax 4x [N]	
A	Ø125	150	1500	4500	**05.01245.00**
B	Ø125	150	1500	4500	**05.01246.00**
C	Ø125	150	1500	4500	**05.01247.00**

Ø 160 A

Ø 160 B

Ø 160 C

	Ø [mm]	H	Fmax [N]	Fmax 4x [N]	
A	Ø160	195	3000	9000	**05.01520.00**
B	Ø160	195	3000	9000	**05.01521.00**
C	Ø160	195	3000	9000	**05.01522.00**

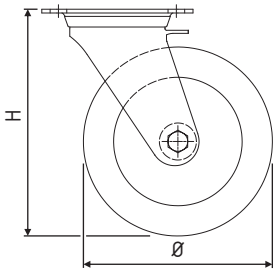

PLASTIKWINKEL
PLASTIC ANGLE
EQUERRES PLASTIQUE

	A	B	C	Farbe Color Couleur
08.00391.00	50	55	3	Weiß · White · Blanc
08.00392.00	70	75	3	Weiß · White · Blanc
08.00393.00	100	90	3	Weiß · White · Blanc

L

	A	B	C	Farbe Color Couleur
08.00394.00	30	50	3	Weiß · White · Blanc
08.00297.00	50	50	5	Weiß · White · Blanc
08.00395.00	100	50	5	Weiß · White · Blanc
08.00300.00	150	50	5	Weiß · White · Blanc

T

	A	B	C	Farbe Color Couleur
08.00396.00	60	60	5	Weiß · White · Blanc
08.00303.00	100	60	5	Weiß · White · Blanc

C

		C	Farbe Color Couleur
08.00305.00		3	Grau · Grey · Gris
08.00397.00		3	Elfenbein · Ivory · Ivoire

SEITENFÜHRUNGEN
SIDE GUIDANCE
SYSTEMES DE RIVES

Plastik L 40

08.00301.00

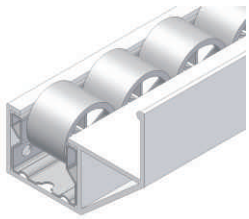

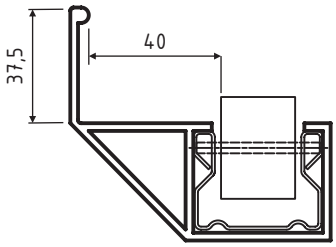

Plastik L 10

08.00302.00



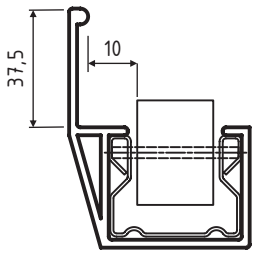

Plastik T

08.00304.00

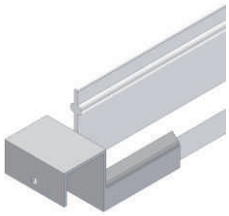

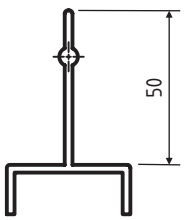



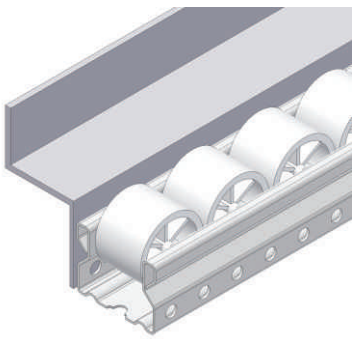

Seitenführungen

Für jeden Einsatzfall die passende Lösung. Bitte kontaktieren sie uns.

Side guidance

For every problem the suitable solution. Please ask for more information.

Systèmes des rives

Pour chaque problème la solution adaptée. Contactez-nous.

ANBINDUNG AN PROFILSYSTEM
CONNECTION TO PROFILE SYSTEM
ADAPTABLE AU SYSTEME DE PROFILES ALU

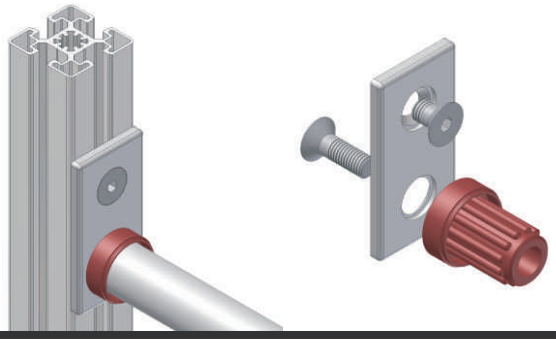

	TYP	Ø		
08.00324.00	NICO / KUMA	28	30	8E
08.00318.00	NICO / KUMA	28	40	8
08.00319.00	NICO / KUMA	28	45	10

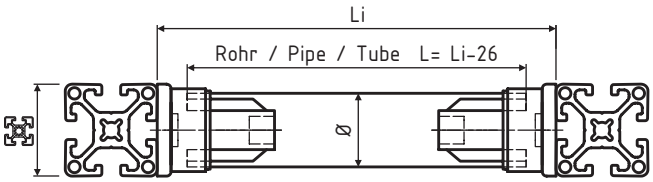

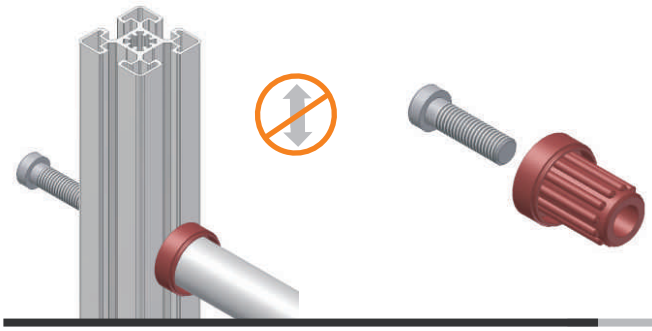

	TYP	Ø		
08.00399.00	NICO / KUMA	28	40	8
08.00399.00	NICO / KUMA	28	45	10

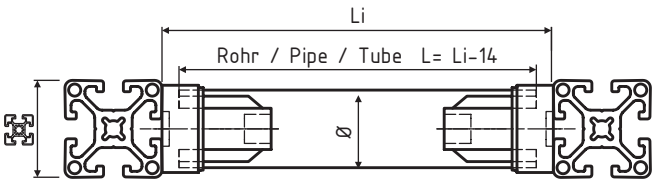



08.00153.00

	TYP	Ø	A		
08.00400.00	NICO / KUMA	28	35	40/45	8 10
08.00153.00	NICO / KUMA	28	6	40/45	8 10

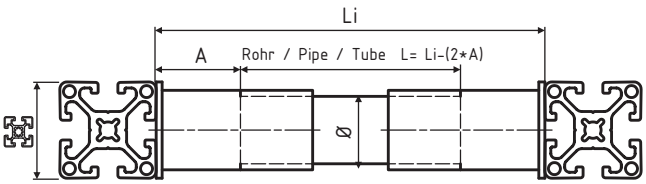

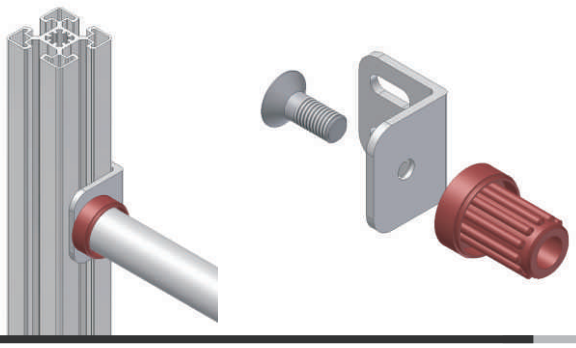

	TYP	Ø	A		
08.00398.00	NICO / KUMA	28	16	40	8
08.00398.00	NICO / KUMA	28	13,5	45	10

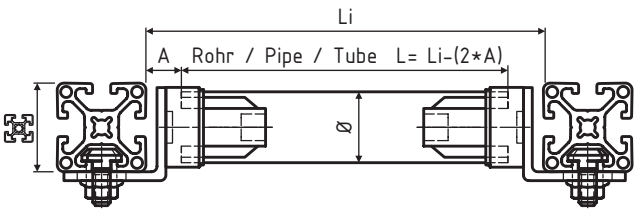

ANWENDUNGEN
APPLICATIONS
APPLICATIONS

ANWENDUNGEN
APPLICATIONS
APPLICATIONS



ANWENDUNGEN
APPLICATIONS
APPLICATIONS



ANWENDUNGEN
APPLICATIONS
APPLICATIONS

Beispiele an individuellen Lagergestellen und effektiven Materialbereitstellung nach dem FIRST IN - FIRST OUT Prinzip.

Examples for individual racks and effective material support for the FIRST IN - FIRST OUT priciple.

Exemples pour supports de stockage individuelles et préparation de production.

ANWENDUNGEN
APPLICATIONS
APPLICATIONS



ANWENDUNGEN
APPLICATIONS
APPLICATIONS

Produktspezifische Materialwagen, Material Bereitstellungswagen, individuelle Fächerwagen, fahrbare Regale, usw...

Specific handling wagons, mobile racks, etc ...

Voiture specifiques, étagère mobile, etc...



Fahrerlose Flurförderwagen für programmierte Materialversorgung.

Driverless handling wagon for programmed material supply.

Voiture automatique pour l´approvisionnement programmé.

BESTELLNUMMERN ÜBERSICHT
OVERVIEW OF ORDER NUMBERS
PANORAMA DES REFERENCES

Artikelnummer	Katalogseite
05.01214.00	6.03
05.01214.50	6.04
05.01215.00	6.03
05.01215.50	6.04
05.01216.00	6.03
05.01216.50	6.04
05.01217.00	6.03
05.01217.50	6.04
05.01219.00	6.03
05.01219.50	6.04
05.01220.00	6.03
05.01220.50	6.04
05.01240.00	6.03
05.01240.50	6.04
05.01241.00	6.03
05.01241.50	6.04
05.01242.00	6.03
05.01242.50	6.04
05.01243.00	6.03
05.01243.50	6.04
05.01244.00	6.03
05.01244.50	6.04
05.01245.00	6.05
05.01246.00	6.05
05.01247.00	6.05
05.01488.00	6.02
05.01490.00	6.02
05.01520.00	6.05
05.01521.00	6.05
05.01522.00	6.05
08.00001.00	2.01
08.00007.00	2.01
08.00008.00	2.01
08.00009.00	2.01
08.00009.00	2.01
08.00010.00	2.01
08.00013.00	2.01
08.00015.00	2.01
08.00016.00	2.01
08.00019.00	2.02
08.00019.10	2.02
08.00023.00	2.01
08.00027.00	2.01
08.00028.00	2.01
08.00029.00	2.02
08.00030.00	2.05
08.00030.10	2.05
08.00031.00	2.08
08.00031.10	2.08
08.00032.00	2.05
08.00032.10	2.05

Artikelnummer	Katalogseite
08.00033.00	2.08
08.00033.10	2.08
08.00034.00	2.05
08.00034.10	2.05
08.00035.00	2.08
08.00035.10	2.08
08.00036.00	2.05
08.00036.10	2.05
08.00037.00	2.08
08.00037.10	2.08
08.00038.00	2.05
08.00038.10	2.05
08.00039.00	2.08
08.00039.10	2.08
08.00040.00	2.05
08.00040.10	2.05
08.00041.00	2.08
08.00041.10	2.08
08.00042.00	2.05
08.00042.10	2.05
08.00043.00	2.08
08.00043.10	2.08
08.00044.00	2.06
08.00044.10	2.06
08.00046.00	2.06
08.00046.10	2.06
08.00047.00	2.08
08.00047.10	2.08
08.00048.00	2.06
08.00048.10	2.06
08.00050.00	2.06
08.00050.10	2.06
08.00052.00	2.06
08.00052.10	2.06
08.00054.00	2.06
08.00054.10	2.06
08.00056.00	3.01
08.00057.00	3.01
08.00058.00	3.01
08.00059.00	3.01
08.00060.00	2.03
08.00060.10	2.03
08.00061.00	2.07
08.00061.10	2.07
08.00062.00	2.03
08.00062.10	2.03
08.00063.00	2.07
08.00063.10	2.07
08.00064.00	2.03
08.00064.10	2.03
08.00065.00	2.07

BESTELLNUMMERN ÜBERSICHT
OVERVIEW OF ORDER NUMBERS
PANORAMA DES REFERENCES

Artikelnummer	Katalogseite
08.00065.10	2.07
08.00066.00	2.03
08.00066.10	2.03
08.00067.00	2.07
08.00067.10	2.07
08.00068.00	2.03
08.00068.10	2.03
08.00069.00	2.07
08.00069.10	2.07
08.00070.00	2.03
08.00070.10	2.03
08.00071.00	2.07
08.00071.10	2.07
08.00072.00	2.03
08.00072.10	2.03
08.00073.00	2.07
08.00073.10	2.07
08.00074.00	2.03
08.00074.10	2.03
08.00076.00	2.03
08.00076.10	2.03
08.00077.00	2.07
08.00077.10	2.07
08.00078.00	2.03
08.00078.10	2.03
08.00080.00	2.03
08.00080.10	2.03
08.00082.00	2.04
08.00082.10	2.04
08.00084.00	2.04
08.00084.10	2.04
08.00086.00	2.04
08.00086.10	2.04
08.00088.00	2.04
08.00088.10	2.04
08.00089.00	2.04
08.00090.00	4.03
08.00091.00	4.03
08.00092.00	4.04
08.00093.00	4.04
08.00096.00	4.03
08.00097.00	4.04
08.00098.00	4.05
08.00100.00	4.05
08.00101.00	4.07
08.00102.00	4.05
08.00103.00	4.07
08.00104.00	4.05
08.00105.00	4.08
08.00106.00	4.05
08.00107.00	4.08

Artikelnummer	Katalogseite
08.00108.00	4.05
08.00110.00	4.05
08.00111.00	4.08
08.00112.00	4.05
08.00113.00	4.08
08.00114.00	4.05
08.00117.00	4.06
08.00119.00	4.06
08.00120.00	5.01
08.00122.00	5.01
08.00124.00	5.01
08.00126.00	5.01
08.00128.00	5.01
08.00130.00	5.01
08.00132.00	5.01
08.00134.00	5.01
08.00136.00	5.01
08.00138.00	5.01
08.00140.00	5.01
08.00142.00	5.01
08.00144.00	5.01
08.00146.00	5.04
08.00147.00	6.02
08.00147.10	6.02
08.00147.15	6.02
08.00148.00	6.02
08.00148.10	6.02
08.00148.15	6.02
08.00149.00	6.02
08.00149.10	6.02
08.00149.15	6.02
08.00150.00	5.02
08.00151.00	5.03
08.00152.00	5.02
08.00153.00	5.02
08.00154.00	5.02
08.00155.00	6.02
08.00155.10	6.02
08.00155.15	6.02
08.00156.00	5.02
08.00156.10	5.02
08.00157.00	5.04
08.00158.00	5.03
08.00159.00	6.02
08.00160.00	2.04
08.00160.10	2.04
08.00162.00	2.06
08.00162.10	2.06
08.00163.00	4.05
08.00164.00	4.05
08.00165.00	2.03

BESTELLNUMMERN ÜBERSICHT
OVERVIEW OF ORDER NUMBERS
PANORAMA DES REFERENCES

Artikelnummer	Katalogseite
08.00165.10	2.03
08.00167.00	2.05
08.00167.10	2.05
08.00168.00	2.04
08.00168.10	2.04
08.00170.00	2.06
08.00170.10	2.06
08.00176.00	6.01
08.00177.00	6.01
08.00178.00	6.01
08.00179.00	6.01
08.00180.00	6.01
08.00181.00	6.01
08.00182.00	5.03
08.00183.00	5.03
08.00184.00	6.01
08.00186.00	6.01
08.00190.00	5.04
08.00192.00	5.04
08.00194.00	5.04
08.00196.35	5.04
08.00196.45	5.04
08.00196.50	5.04
08.00196.55	5.04
08.00196.60	5.04
08.00221.00	6.01
08.00221.20	6.01
08.00230.00	5.02
08.00231.00	5.02
08.00231.10	5.02
08.00238.00	5.02
08.00239.00	5.02
08.00239.10	5.02
08.00280.00	3.01
08.00281.00	3.01
08.00282.00	3.01
08.00282.00	5.04
08.00283.00	3.01
08.00284.00	3.01
08.00285.00	3.01
08.00286.00	3.01
08.00287.00	3.01
08.00288.00	3.01
08.00289.00	4.02
08.00290.00	4.02
08.00291.00	4.02
08.00293.00	4.01
08.00293.10	4.01
08.00293.20	4.01
08.00293.30	4.01
08.00293.40	4.01

Artikelnummer	Katalogseite
08.00294.00	4.01
08.00294.10	4.01
08.00294.20	4.01
08.00294.30	4.01
08.00294.40	4.01
08.00295.00	4.01
08.00296.00	4.01
08.00297.00	7.01
08.00298.00	4.01
08.00299.00	4.02
08.00300.00	7.01
08.00301.00	7.02
08.00302.00	7.02
08.00303.00	7.01
08.00304.00	7.02
08.00305.00	7.01
08.00307.00	5.04
08.00308.00	5.04
08.00309.00	5.04
08.00310.00	5.04
08.00317.00	6.01
08.00318.00	7.03
08.00319.00	7.03
08.00334.00	2.04
08.00334.10	2.04
08.00336.00	3.01
08.00337.00	3.01
08.00338.00	3.02
08.00339.00	3.02
08.00340.00	3.02
08.00341.00	3.02
08.00342.00	3.02
08.00343.00	3.02
08.00344.00	3.02
08.00345.00	3.02
08.00346.00	3.02
08.00347.00	3.02
08.00348.00	3.02
08.00355.00	4.03
08.00357.00	4.05
08.00358.00	4.05
08.00359.00	4.05
08.00360.00	4.06
08.00361.00	4.06
08.00362.00	4.06
08.00363.00	4.06
08.00364.00	4.06
08.00365.00	4.07
08.00366.00	4.07
08.00367.00	5.02
08.00368.00	5.03

BESTELLNUMMERN ÜBERSICHT
OVERVIEW OF ORDER NUMBERS
PANORAMA DES REFERENCES

Artikelnummer	Katalogseite
08.00369.00	5.03
08.00370.00	5.03
08.00371.00	5.03
08.00372.00	5.03
08.00373.00	5.03
08.00374.00	5.03
08.00375.00	5.03
08.00376.00	5.03
08.00378.00	5.03
08.00379.00	5.03
08.00380.00	5.04
08.00381.00	5.04
08.00382.00	5.04
08.00383.00	5.04
08.00384.00	5.04
08.00385.00	5.04
08.00386.00	5.04
08.00387.00	5.04
08.00388.00	5.04
08.00389.00	6.01
08.00390.00	6.01
08.00391.00	7.01
08.00392.00	7.01
08.00393.00	7.01
08.00394.00	7.01
08.00395.00	7.01
08.00396.00	7.01
08.00397.00	7.01
08.00398.00	7.03
08.00399.00	7.03
08.00400.00	7.03

DAS UNTERNEHMEN MIT SYSTEM-DIENSTLEISTUNG

THE COMPANY WITH SYSTEM SERVICE

UNE ENTREPRISE AVEC SYSTEME

www.fm-systeme.com

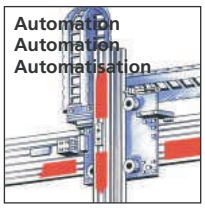



VERTRIEB
SALES
VENTE

KONTAKT
CONTACT
CONTACT

BRIEFING
BRIEFING
BRIEFING

INFORMATION
INFORMATION
INFORMATION

PLANUNG
PLANNING
PLANIFICATION

KALKULATION
CALCULATION
CALCUL

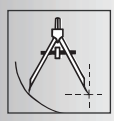

ENTWICKLUNG
DEVELOPMENT
DÉVELOPPEMENT

KONSTRUKTION
CONSTRUCTION
CONSTRUCTION

PRODUKTION
PRODUCTION
PRODUCTION

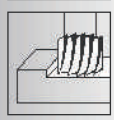

BEARBEITUNG
PROCESSING
ELABORATION

MONTAGE
ASSEMBLY
ASSEMBLAGE

LIEFERUNG
DELIVERY
LIVRAISON

INBETRIEBNAHME
IMPLEMENTING
MIS EN SERVICE

© wab. Werbeagentur Bruder · Feb. 2010

FM SYSTEME®

FM SYSTEME GmbH
FÖRDER- und MONTAGETECHNIK
Industriegebiet Tiefental
Jakob-Dieffenbacher-Str. 1
75031 Eppingen
Deutschland
Telefon: +49 7262 6186-0
Fax: +49 7262 6186-59
info@fm-systeme.com · www.fm-systeme.com